



Library Creatives

illustration workbook





Hi friend!

Do you want to learn how to
draw like they do in picture books?
You came to the right place!

This illustration workbook will teach you
how to tell stories with drawing.

The only rule: have fun!

line

**Where do you start with a drawing? A line!
They can be curvy, straight, squiggly, or sharp.
Let's practice drawing lines with
these first exercises.**

Lunchbox Lines

What kinds of things do you find in your lunchbox?
Connect the dots in numerical order to find out!



Letter Line


What letter does your name start with? Write it really big and
use your imagination to turn it into something new!



Blind Contour Drawing


3 Rules:

- Choose a person or object.
- Once you put your pencil to the paper, do not pick it up.
- DO NOT LOOK DOWN until you're done!




Bear-by-Bear

Follow along with each step to draw our friend, Bear!



Mirror Drawing

Mirror what is on the left side and copy it on the right.
Take it one square at a time and ROCK ON!




Character

Now to give our lines some character!
Character means your illustration has a
personality, an expression, a personal story.
Who are they? Where are they from?
What do they like to do?

Balloon Expressions

These balloons really have personalities!
What are their friends feeling?
Happy? Sad? Surprised? Nervous?
What does that look like?



Space Invasion

There's a new alien discovery; draw what it looks like!



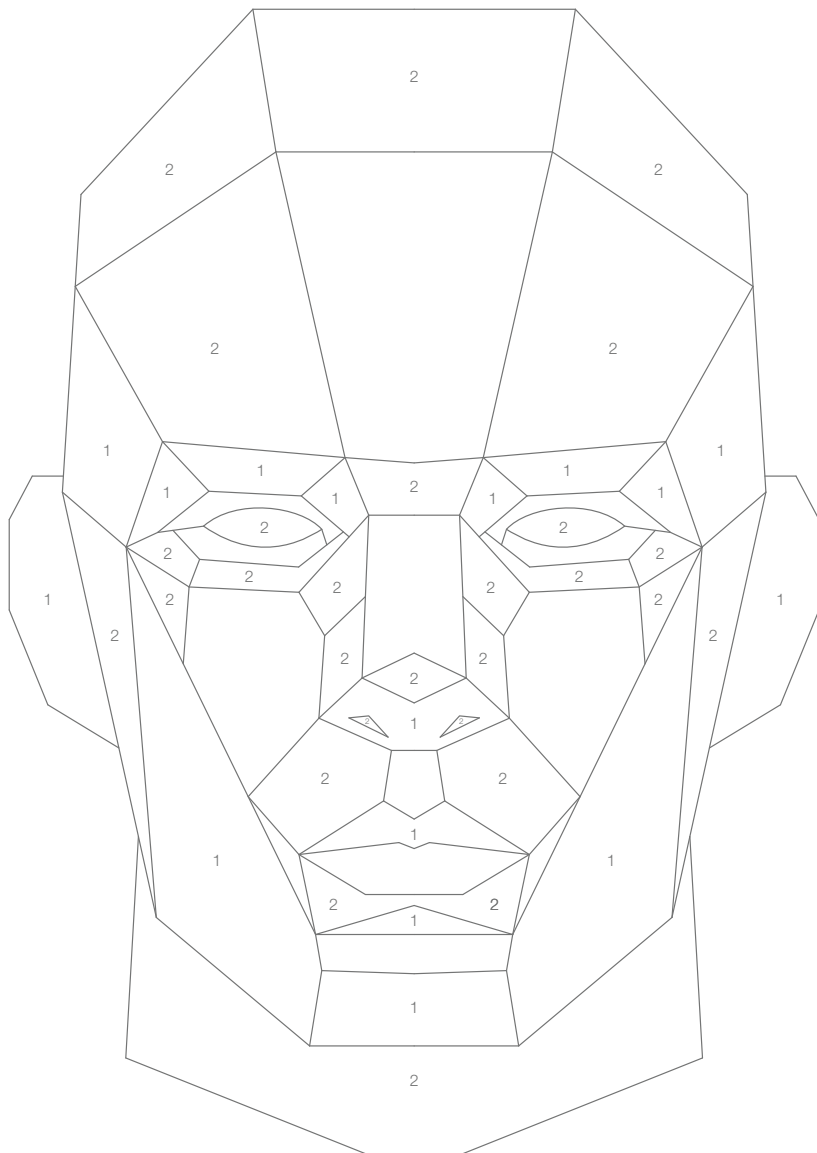
Shade by Number: Planes of the Face

Fill in each numbered shape with the corresponding value.

■ Value 1 should be as dark as your pencil will allow.

■ Value 2 should be a mid-value.

Leave any unnumbered shapes white.



Monster Mania


There's some sort of monster attacking the city!

Draw what it looks like.



Mix-and-Match Character

Put together a head, a torso, legs, and arms to create your very own character! What is their personality like? Where are they going? What are they doing?




story

All our lines and characters come together to create a story. A story has a beginning, middle, and end, with something fun happening in between. Let's see how our pictures tell stories!

Pictures Tell Stories

Describe what is happening in this picture. Tell it like a story with a beginning, middle, and end.



Silly Story

Fill in the blanks with a noun, adjective, or verb. Then read your silly story out loud!

A vacation is when you take a trip to a/an _____ place
(adjective)
with your _____ family. Usually, you go to a place that is
(adjective)
near a/an _____ or up on a/an _____.
(noun) (noun)
A good vacation place is one where you can ride _____ or
(plural noun)
play _____ or go searching for _____.
(game) (plural noun)
I like to spend my time _____ or _____.
(verb ending in "ing") (verb ending in "ing")

When parents go on a vacation, they spend their time eating three

(plural noun) a day, one plays chess, and the other sits
around _____.
(verb ending in "ing") Last summer, my little brother fell in
a/an _____ and got poison _____.
(noun) (plant)
all over his _____.
(body part) My family is going to go to (the)
_____,
(place) and I will practice _____.
(verb ending in "ing")

Parents need vacations more than kids because parents are always very

(adjective) and because they have to work _____ hours every
(number)
day, all year, making enough _____ to pay for the vacation.
(plural noun)



Library Creatives is in partnership with
Scottsdale Public Libraries and
Scottsdale Arts Learning & Innovation

arts
scottsdale
learning & innovation